



SCHOOL/SCHOOL ACTIVITY



# Type A

TOP OF THE CLASS FOR  
OVER 50 YEARS

Collins Bus has been an industry leader for over 55 years, developing the first Type A school bus in 1967. Since that time, Collins has maintained a steadfast commitment to engineering the safest buses that serve customers and protect the precious lives they transport. Flexible floor plan options mean you can customize the Type A bus to your specific needs, all while enjoying the strength and unparalleled safety that are the foundation of the Collins brand.

## Type A Features

- Collins' exclusive external storage compartment
- From 9- to 34-passenger capacity with up to 6 wheelchair positions
- 5-year body warranty and limited lifetime paint warranty
- Innovative electrical system offers easy-to-access service points
- Altoona-tested, simulating 7 years and 200,000 miles of wear





## Confidence Comes Standard

Collins applies its decades of experience to manufacture Type A school buses with superior strength and safety. From the advanced materials used to build these buses to their meticulously designed structure and wide range of options, Collins brings the best in the Type A segment.

- Industry's largest view-out window reduces blind spots and enhances visibility
- One-piece tubular roof bow is 66% stronger than traditional steel
- Sturdy roll cage structure maximizes passenger protection
- G90 galvanized steel structure resists corrosion

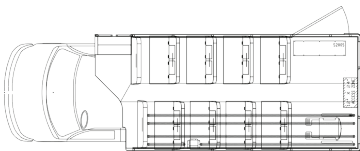
### STANDARD BODY EQUIPMENT

|  |   |
|--|---|
| One-Piece 1/2" Marine Grade Plywood Flooring                           | 1.5" Batted Insulation                                |
| 4 Amber, 4 Red Warning Lights  | High-Density Isolation Pucks                          |
| 4 Interior LED Dome Lights   | Black Wraparound Bumpers                              |
| 7" Stop/Tail/Turn Exterior Lights                                      | Rubrails (Seat and Floor)—Optional (Window and Skirt) |
| 4" Stop/Tail/Backup Lights   |   |
| Rearview and Crossover Mirrors   |   |
| One-Piece Tubular Steel Roof Bows                                      |   |
| Tinted Split-Sash Windows<br>(28" X 30" or 36" X 30" with 12" Opening) |   |

### OPTIONAL EQUIPMENT

|                                  |
|----------------------------------|
| Electric DOD                     |
| Battery/Storage Compartment      |
| LED Lighting Packages            |
| 3-Point Seats                    |
| Integrated Child Restraint Seats |
| Activity Seats                   |
| AM/FM Bluetooth® Radio + PA      |
| Backup/Rear Sensor Cameras       |

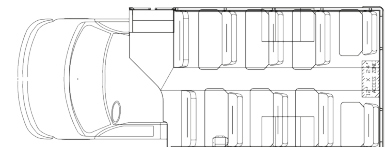
## Popular Floor Plans



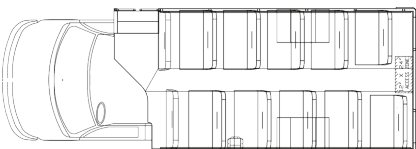
**DE516WR**  
24 Passenger w/1 WC



**DE516**  
34 Passenger



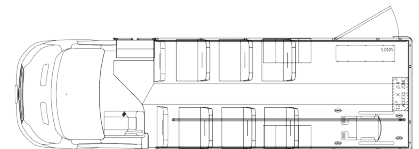
**DH400**  
22 Passenger



**DH500**  
28 Passenger



**TH500**  
20 Passenger



**TH516WR**  
12 Passenger w/1 WC